

Barristers & Solicitors
Patent & Trade-mark Agents

McCarthyTétrault

McCarthy Tétrault LLP
Box 48, Suite 5300
Toronto Dominion Bank Tower
Toronto ON M5K 1E6
Canada
Telephone: 416 362-1812
Facsimile: 416 868-0673
mccarthy.ca

Gary Litwack
Direct Line: 416 601.7591
Direct Fax: 416 868.0673
E-Mail: glitwack@mccarthy.ca

September 22, 2010

TRANSMITTED VIA E-MAIL

British Columbia Securities Commission
Alberta Securities Commission
Saskatchewan Financial Services Commission
Manitoba Securities Commission
Ontario Securities Commission
Autorité des marchés financiers
New Brunswick Securities Commission
Registrar of Securities, Prince Edward Island
Nova Scotia Securities Commission
Superintendent of Securities, Newfoundland and
Labrador
Superintendent of Securities, Northwest Territories
Superintendent of Securities, Yukon Territory
Superintendent of Securities, Nunavut

c/o

John Stevenson, Secretary
(email to: jstevenson@osc.gov.on.ca)
Ontario Securities Commission
20 Queen Street West
Suite 1903, Box 55
Toronto Ontario
M5H 3S8

**M^c Anne-Marie Beaudoin, Corporate
Secretary**
(email to: consultation-encours@lautorite.qc.ca)
Autorité des marchés financiers
800, square Victoria, 22e étage
C.P. 246, tour de la Bourse
Montréal (Québec)
H4Z 1G3

Dear Sirs/Mesdames:

Re: Proposed Amendments to National Instrument 81-102 - *Mutual Funds*, etc.

In response to the request for comments set out as item 6.1.1 of (2010) 33 OSCB at 5833, we are submitting the following comment in respect of the proposed amendments to National Instrument 81-102 *Mutual Funds* (“NI 81-102”) set forth in Annex A at pages 5845 through

5854 of (2010) 33 OSCB in our capacity as counsel to Friedberg Mercantile Group Ltd. (“FMGL”).

Specifically, FMGL is suggesting that it would be appropriate to amend the definition of “cash equivalent” in section 1.1 of NI 81-102 so as to contemplate a term to maturity of five years or less, rather than the 365 days currently referred to, but with the amount of the evidence of indebtedness which may be used for purposes such as “cash cover” being 80% of par for a term to maturity of five years increasing on a straight-line basis so as to be par for a term to maturity of 365 days or less.

As reflected in the attached Bloomberg printouts for several longer term Canadian and U.S. Government debt instruments, month end prices for all such instruments have remained above par, and only one instrument had a small intra-month discount. The purpose of the proposed sliding scale discount contemplated in the preceding paragraph for instruments with a term to maturity of more than one year is to provide ample cushion to address the possibility of a pricing drop should interest rates spike.

The intent of FMGL’s suggested amendment is to provide further flexibility to funds in determining the optimal maturity mix of Canadian and/or U.S. Government issued or guaranteed debt instruments for their investment purposes while neither unduly impacting on the fund’s available cash cover nor (in particular having regard to the suggested sliding scale discount) introducing risk in respect of the adequacy of the cash cover to meet the policy reasons underlying the “cash equivalent” concept in NI 81-102.

Both we and FMGL hope that the foregoing comment will be of assistance to the Canadian Securities Administrators and the suggested change will provide welcome and reasonable additional flexibility for funds. We would be pleased to respond to any questions which you may have, whether arising as a result of the comment above or otherwise.

Yours very truly,

McCarthy Tétrault LLP

Per:

A handwritten signature in black ink, appearing to read "Gary Litwack", written in a cursive style.

Gary Litwack

GML/hp

Enc.

c: Henry Fenig, Friedberg Mercantile Group Ltd.

<HELP> for explanation, <MENU> for similar functions.

Govt **HP**

BGN/NY/CLOSE/MID/YTW

Page 1 / 7

US TREASURY N/B T 11 ¼ 02/15/15 142-21+ /142-23+ (1.63 /62) BGN @11:33
 Source **BGN** HI 156-06 ON 7/ 8/05
 Range **7/ 8/05** to **6/25/10** Period **W** Weekly AVE 145-17+
 Market **M** Mid/Last LOW 137-25+ ON 7/ 6/07

DATE	PRICE	YIELD	DATE	PRICE	YIELD	DATE	PRICE	YIELD
JUN 6/25	142-08+	1.718	MAR 3/26	140-09	2.448	DEC12/25	141-26	2.515
6/18	141-20+	1.863	3/19	140-31+	2.350	12/18	143-15+	2.260
6/11	141-21+	1.887	3/12	141-16	2.287	12/11	143-25	2.236
6/ 4	142-01+	1.849	3/ 5	142-01+	2.219	12/ 4	143-30	2.235
MAY 5/28	141-18	1.962	FEB 2/26	142-13+	2.181	NOV11/27	145-11	2.031
5/21	142-03+	1.897	2/19	141-17	2.362	11/20	144-12	2.213
5/14	141-18+	2.021	2/12	142-11	2.245	11/13	144-02	2.289
5/ 7	141-23	2.025	2/ 5	143-04+	2.139	11/ 6	143-28	2.344
APR 4/30	140-17+	2.264	JAN 1/29	142-25	2.226	OCT10/30	143-28+	2.365
4/23	139-20	2.457	1/22	142-16+	2.296	10/23	142-27+	2.557
4/16	140-13+	2.341	1/15	142-06+	2.371	10/16	143-18	2.466
4/ 9	139-21	2.506	1/ 8	141-17	2.514	10/ 9	143-19+	2.479
4/ 2	139-22+	2.520	1/ 1	141-04	2.607	10/ 2	144-22	2.333

<HELP> for explanation, <MENU> for similar functions.

Govt **HP**

BGN/NY/CLOSE/MID/YTW

Page 1 / 7

US TREASURY N/B T 7 ⁵/₈ 02/15/25 146-16+ /146-18+ (3.53 /52) BGN @11:34
 Source **BGN** HI 165-31 ON 12/26/08
 Range **7/ 8/05** to **6/25/10** Period **W** Weekly AVE 136-30+
 Market **M** Mid/Last LOW 125-07 ON 5/12/06

DATE	PRICE	YIELD	DATE	PRICE	YIELD	DATE	PRICE	YIELD
JUN 6/25	144-26+	3.644	MAR 3/26	135-09	4.374	DEC12/25	135-05	4.415
6/18	143-16	3.741	3/19	138-00+	4.173	12/18	138-24+	4.152
6/11	143-14+	3.747	3/12	137-09	4.230	12/11	137-31+	4.211
6/ 4	143-26	3.725	3/ 5	137-01+	4.250	12/ 4	139-12+	4.112
MAY 5/28	142-11+	3.830	FEB 2/26	137-31	4.185	NOV11/27	143-14+	3.829
5/21	143-25+	3.732	2/19	135-25	4.349	11/20	140-22+	4.023
5/14	141-00+	3.933	2/12	136-24+	4.278	11/13	139-14+	4.115
5/ 7	141-16	3.901	2/ 5	138-23	4.138	11/ 6	138-11	4.197
APR 4/30	138-13	4.128	JAN 1/29	138-22+	4.141	OCT10/30	140-19+	4.038
4/23	136-08	4.291	1/22	138-11	4.170	10/23	139-06	4.141
4/16	136-11+	4.285	1/15	137-03	4.264	10/16	140-03	4.079
4/ 9	135-04+	4.380	1/ 8	134-28+	4.430	10/ 9	140-25+	4.032
4/ 2	134-13+	4.437	1/ 1	135-03+	4.416	10/ 2	143-24	3.830

<HELP> for explanation, <MENU> for similar functions.

Govt **HP**

BGN/NY/CLOSE/MID/YTW

Page 1 / 7

US TREASURY N/B T 6 ½ 11/15/26 135-13 /135-15

(3.62 /61) BGN @11:35

Source **BGN**

HI 151-02+ ON 12/19/08

Range **7/ 8/05** to **6/25/10**

Period **W** Weekly

AVE 124-17

Market **M** Mid/Last

LOW 112-25+ ON 5/12/06

DATE	PRICE	YIELD	DATE	PRICE	YIELD	DATE	PRICE	YIELD
JUN 6/25	133-22	3.732	MAR 3/26	123-16	4.480	DEC12/25	123-06+	4.520
6/18	132-09+	3.829	3/19	126-06+	4.282	12/18	126-24	4.263
6/11	132-10+	3.829	3/12	125-13	4.342	12/11	126-03	4.311
6/ 4	132-22	3.806	3/ 5	125-04	4.364	12/ 4	127-20	4.204
MAY 5/28	131-09	3.905	FEB 2/26	126-02	4.297	NOV11/27	131-19	3.930
5/21	132-23+	3.807	2/19	123-28+	4.458	11/20	129-00+	4.109
5/14	129-26	4.012	2/12	124-27	4.389	11/13	127-25	4.197
5/ 7	130-07	3.985	2/ 5	126-23+	4.253	11/ 6	126-23+	4.273
APR 4/30	126-27+	4.226	JAN 1/29	126-25+	4.250	OCT10/30	128-31+	4.116
4/23	124-21	4.389	1/22	126-13+	4.278	10/23	127-18+	4.216
4/16	124-23	4.385	1/15	125-05+	4.370	10/16	128-12+	4.160
4/ 9	123-15	4.480	1/ 8	122-30+	4.536	10/ 9	128-29	4.126
4/ 2	122-23	4.537	1/ 1	123-09+	4.511	10/ 2	132-00	3.916

<HELP> for explanation, <MENU> for similar functions.

Govt **HP**

BGN/NY/CLOSE/MID/YTW

Page 1 / 7

US TREASURY N/B T 5 ³/₄ 08/15/10 100-21+ /100-22+ (0.34 /09) BGN @11:00
 Source **BGN** HI 109-29+ ON 3/14/08
 Range **7/ 8/05** to **6/25/10** Period **W** Weekly AVE 105-04
 Market **M** Mid/Last LOW 100-23+ ON 6/25/10

DATE	PRICE	YIELD	DATE	PRICE	YIELD	DATE	PRICE	YIELD
JUN 6/25	L100-23+	.206	MAR 3/26	102-04	.210	DEC12/25	103-14+	.287
6/18	100-27+	.091	3/19	102-07+	.204	12/18	103-18+	.255
6/11	100-31	.091	3/12	102-11	.199	12/11	103-22	.248
6/ 4	101-02	.171	3/ 5	102-14+	.194	12/ 4	103-25	.262
MAY 5/28	101-05+	.091	FEB 2/26	102-18	.190	NOV11/27	103-30+	.170
5/21	101-08+	.224	2/19	102-21+	.186	11/20	104-01	.207
5/14	101-12	.213	2/12	102-25	.152	11/13	104-03+	.242
5/ 7	101-16	.148	2/ 5	102-29	.146	11/ 6	104-06	.275
APR 4/30	101-19	.197	JAN 1/29	103-00	.169	OCT10/30	104-08	.326
4/23	101-22+	.190	1/22	103-03+	.163	10/23	104-10+	.356
4/16	101-26	.184	1/15	103-06	.185	10/16	104-14+	.329
4/ 9	101-29+	.179	1/ 8	103-09+	.203	10/ 9	104-17	.341
4/ 2	102-00	.217	1/ 1	103-11+	.271	10/ 2	104-21	.332

<HELP> for explanation, <MENU> for similar functions.

Govt **HP**

BGN/NY/CLOSE/MID/YTW

Page 1 / 6

US TREASURY N/B T 5 ¹/₈ 05/15/16 116-17 /116-19 (2.12 /11) BGN @11:34
 Source **BGN** HI 122-18+ ON 12/26/08
 Range **5/12/06** to **6/25/10** Period **W** Weekly AVE 109-06
 Market **M** Mid/Last LOW 99-07+ ON 6/23/06

DATE	PRICE	YIELD	DATE	PRICE	YIELD	DATE	PRICE	YIELD
JUN 6/25	115-28+	2.226	MAR 3/26	112-01	2.963	DEC12/25	111-30	3.051
6/18	115-04	2.363	3/19	112-26	2.839	12/18	113-20+	2.783
6/11	115-05	2.365	3/12	112-29+	2.827	12/11	113-23	2.777
6/ 4	115-13+	2.329	3/ 5	113-09+	2.771	12/ 4	114-01	2.733
MAY 5/28	114-29+	2.419	FEB 2/26	113-17+	2.736	NOV11/27	115-29+	2.445
5/21	115-08	2.373	2/19	112-13+	2.927	11/20	114-13+	2.685
5/14	114-12+	2.523	2/12	113-06+	2.804	11/13	114-00+	2.754
5/ 7	114-15+	2.515	2/ 5	113-26+	2.710	11/ 6	113-20+	2.819
APR 4/30	113-04+	2.746	JAN 1/29	113-14+	2.777	OCT10/30	113-28	2.788
4/23	112-02+	2.932	1/22	113-07	2.821	10/23	112-27+	2.952
4/16	112-21	2.841	1/15	112-25	2.897	10/16	113-19+	2.840
4/ 9	111-26	2.989	1/ 8	111-25	3.066	10/ 9	113-24	2.823
4/ 2	111-14+	3.055	1/ 1	111-17+	3.110	10/ 2	114-26	2.666

<HELP> for explanation, <MENU> for similar functions.

Govt **HP**

BGN/NY/CLOSE/MID/YTW

Page 1 / 3

US TREASURY N/B T 4 08/15/18 109-27+ /109-29+ (2.64 /64) BGN @11:35
 Source **BGN** HI 116-23 ON 12/19/08
 Range **8/ 8/08** to **6/25/10** Period **W** Weekly AVE 105-18
 Market **M** Mid/Last LOW 100-11+ ON 10/31/08

DATE	PRICE	YIELD	DATE	PRICE	YIELD	DATE	PRICE	YIELD
JUN 6/25	108-25+	2.783	MAR 3/26	102-28	3.599	DEC12/25	102-15	3.663
6/18	107-26	2.916	3/19	103-31	3.452	12/18	104-14+	3.401
6/11	107-21+	2.937	3/12	103-27+	3.467	12/11	104-14+	3.402
6/ 4	107-25+	2.922	3/ 5	104-01	3.445	12/ 4	104-29+	3.342
MAY 5/28	107-02	3.021	FEB 2/26	104-11+	3.403	NOV11/27	106-29	3.089
5/21	107-09+	2.993	2/19	103-05	3.565	11/20	105-18	3.262
5/14	105-27+	3.186	2/12	103-26	3.478	11/13	105-04	3.320
5/ 7	105-27+	3.188	2/ 5	104-21+	3.365	11/ 6	104-17	3.397
APR 4/30	104-12+	3.387	JAN 1/29	104-13+	3.399	OCT10/30	105-08	3.306
4/23	103-07+	3.546	1/22	104-07	3.427	10/23	104-11	3.424
4/16	103-20	3.494	1/15	103-20	3.506	10/16	105-00	3.341
4/ 9	102-21	3.628	1/ 8	102-10+	3.681	10/ 9	105-05	3.322
4/ 2	102-06	3.693	1/ 1	102-05+	3.703	10/ 2	106-12	3.169

<HELP> for explanation, <MENU> for similar functions.

Govt **HP**

BGN/NY/CLOSE/MID/YTW

Page 1 / 3

US TREASURY N/B T 3 1/8 08/31/13 106-12+ /106-14+

(1.07 /05) BGN @11:31

Source **BGN**

HI 108-11+ ON 12/19/08

Range **8/29/08** to **6/25/10**

Period **W** Weekly

AVE 104-24

Market **M** Mid/Last

LOW 100-05 ON 8/29/08

DATE	PRICE	YIELD	DATE	PRICE	YIELD	DATE	PRICE	YIELD
JUN 6/25	106-08	1.115	MAR 3/26	104-07	1.847	DEC12/25	104-13	1.877
6/18	105-26	1.262	3/19	104-15+	1.775	12/18	105-09	1.644
6/11	105-23+	1.296	3/12	104-24	1.705	12/11	105-11	1.634
6/ 4	105-26	1.282	3/ 5	105-00+	1.636	12/ 4	105-08+	1.663
MAY 5/28	105-15	1.396	FEB 2/26	105-07	1.585	NOV11/27	106-02+	1.453
5/21	105-21	1.350	2/19	104-20	1.763	11/20	105-16+	1.610
5/14	105-13+	1.431	2/12	105-01+	1.649	11/13	105-06	1.704
5/ 7	105-11+	1.459	2/ 5	105-12+	1.560	11/ 6	104-30+	1.773
APR 4/30	104-23+	1.656	JAN 1/29	105-04+	1.638	OCT10/30	104-27	1.809
4/23	104-06	1.828	1/22	105-00	1.685	10/23	104-05+	1.992
4/16	104-20+	1.699	1/15	104-25+	1.748	10/16	104-18	1.895
4/ 9	104-05+	1.847	1/ 8	104-07	1.917	10/ 9	104-18+	1.896
4/ 2	103-31+	1.909	1/ 1	103-30+	1.997	10/ 2	105-03+	1.764

<HELP> for explanation, <MENU> for similar functions.

Corp **HP**

BGN/CLOSE/MID/YTM

Page 1 / 7

CANADA-GOV'T CAN 11 ¼ 06/15 141.2210/141.2710 (2.31/2.30) BGN @12:00
 Source **BGN** HI 161.402 ON 9/ 2/05
 Range **7/ 8/05** to **6/25/10** Period **W** Weekly AVE 148.862
 Market **M** Mid/Last LOW 138.163 ON 4/23/10

DATE	Price	YIELD	DATE	Price	YIELD	DATE	Price	YIELD
JUN 6/25	140.577	2.446	MAR 3/26	140.318	2.814	DEC12/25	142.097	2.816
6/18	139.807	2.608	3/19	140.824	2.752	12/18	143.341	2.643
6/11	139.442	2.698	3/12	140.853	2.771	12/11	143.662	2.615
6/ 4	140.654	2.511	3/ 5	141.431	2.698	12/ 4	143.841	2.609
MAY 5/28	140.147	2.625	FEB 2/26	142.243	2.587	NOV11/27	144.984	2.453
5/21	140.674	2.555	2/19	141.832	2.679	11/20	143.894	2.646
5/14	139.995	2.701	2/12	142.284	2.624	11/13	143.186	2.779
5/ 7	139.890	2.744	2/ 5	143.041	2.528	11/ 6	143.147	2.803
APR 4/30	138.751	2.966	JAN 1/29	143.100	2.542	OCT10/30	143.589	2.758
4/23	L138.163	3.093	1/22	143.054	2.573	10/23	143.325	2.821
4/16	138.505	3.056	1/15	142.190	2.736	10/16	143.433	2.825
4/ 9	138.951	3.002	1/ 8	141.817	2.820	10/ 9	143.063	2.901
4/ 2	139.973	2.850	1/ 1	141.792	2.846	10/ 2	145.510	2.549

<HELP> for explanation, <MENU> for similar functions.

Corp **HP**

BGN/CLOSE/MID/YTM

Page 1 / 7

CANADA-GOV'T CAN 5 06/01/14 110.6170/110.6670 (2.15/2.14) BGN @12:00
 Source **BGN** HI 116.334 ON 1/16/09
 Range **7/ 8/05** to **6/25/10** Period **W** Weekly AVE 108.099
 Market **M** Mid/Last LOW 101.658 ON 7/ 6/07

DATE	Price	YIELD	DATE	Price	YIELD	DATE	Price	YIELD
JUN 6/25	110.122	2.286	MAR 3/26	109.269	2.637	DEC12/25	110.019	2.585
6/18	109.439	2.471	3/19	109.518	2.587	12/18	110.789	2.422
6/11	109.162	2.552	3/12	109.573	2.584	12/11	110.953	2.395
6/ 4	109.865	2.386	3/ 5	110.010	2.490	12/ 4	111.012	2.392
MAY 5/28	109.593	2.465	FEB 2/26	110.726	2.332	NOV11/27	111.782	2.232
5/21	109.820	2.418	2/19	110.325	2.436	11/20	110.977	2.420
5/14	109.276	2.566	2/12	110.664	2.366	11/13	110.461	2.543
5/ 7	109.207	2.593	2/ 5	111.141	2.268	11/ 6	110.306	2.585
APR 4/30	108.414	2.800	JAN 1/29	111.063	2.297	OCT10/30	110.537	2.545
4/23	108.002	2.911	1/22	111.067	2.307	10/23	110.127	2.643
4/16	108.188	2.874	1/15	110.406	2.469	10/16	110.060	2.667
4/ 9	108.464	2.815	1/ 8	110.183	2.530	10/ 9	109.830	2.724
4/ 2	109.077	2.674	1/ 1	109.850	2.615	10/ 2	111.514	2.370

<HELP> for explanation, <MENU> for similar functions.

Corp **HP**

BGN/CLOSE/MID/YTM

Page 1 / 7

CANADA-GOV'T CAN3 ¾ 09/01/11 103.0960/103.1160 (1.05/1.03) BGN @12:00
 Source **BGN** HI 106.514 ON 1/16/09
 Range **11/18/05** to **6/25/10** Period **W** Weekly AVE 101.251
 Market **M** Mid/Last LOW 96.345 ON 7/ 6/07

DATE	Price	YIELD	DATE	Price	YIELD	DATE	Price	YIELD
JUN 6/25	103.016	1.155	MAR 3/26	103.428	1.307	DEC12/25	104.168	1.218
6/18	102.889	1.301	3/19	103.566	1.244	12/18	104.343	1.148
6/11	102.862	1.360	3/12	103.665	1.208	12/11	104.517	1.076
6/ 4	103.124	1.185	3/ 5	103.778	1.165	12/ 4	104.569	1.076
MAY 5/28	103.070	1.266	FEB 2/26	104.139	.959	NOV11/27	104.860	.941
5/21	103.164	1.223	2/19	104.025	1.067	11/20	104.688	1.065
5/14	103.076	1.333	2/12	104.134	1.026	11/13	104.475	1.211
5/ 7	103.137	1.320	2/ 5	104.321	.944	11/ 6	104.484	1.232
APR 4/30	102.884	1.543	JAN 1/29	104.267	1.011	OCT10/30	104.551	1.222
4/23	102.797	1.638	1/22	104.335	1.001	10/23	104.383	1.336
4/16	103.050	1.482	1/15	104.196	1.117	10/16	104.258	1.427
4/ 9	103.123	1.460	1/ 8	104.204	1.143	10/ 9	104.157	1.500
4/ 2	103.329	1.345	1/ 1	104.003	1.292	10/ 2	104.815	1.183

<HELP> for explanation, <MENU> for similar functions.

Corp **HP**

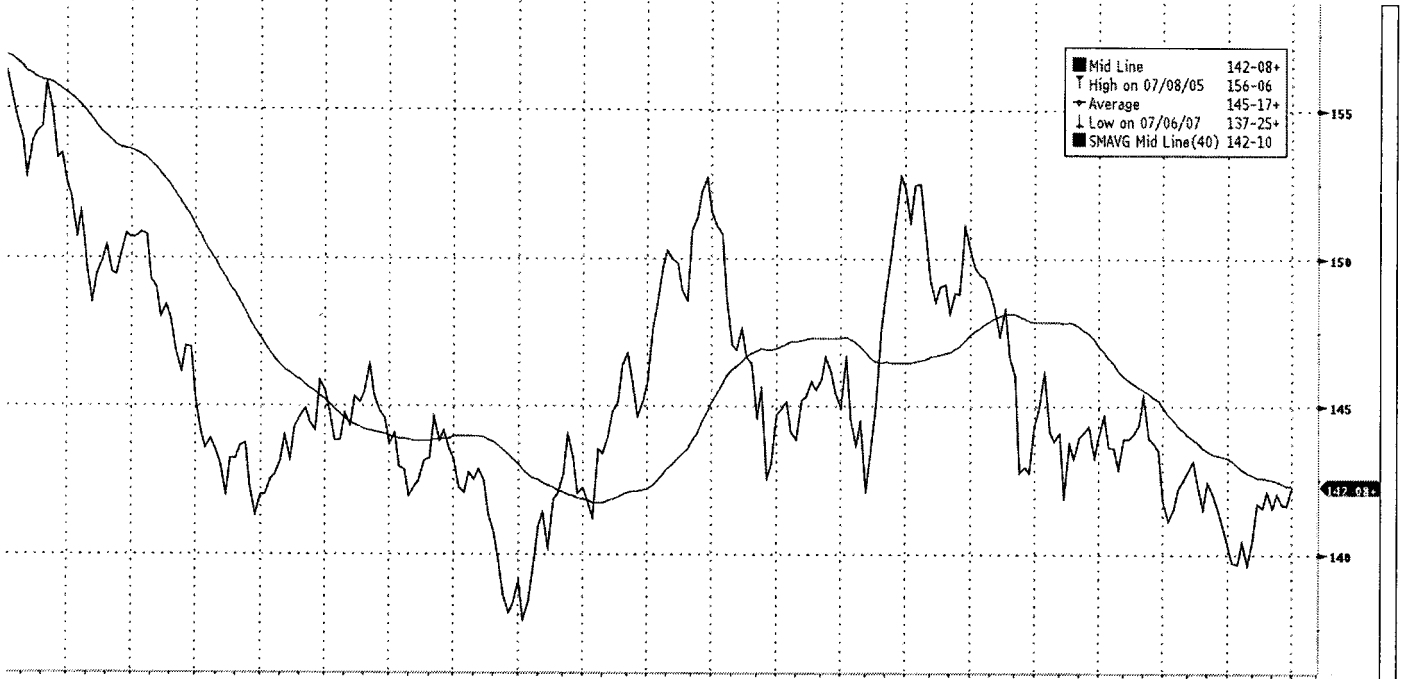
BGN/CLOSE/MID/YTM

Page 1 / 7

CANADA-GOV'T CAN 8 06/01/27 156.0710/156.1210 (3.56/3.55) BGN @12:00
 Source **BGN** HI 158.979 ON 12/19/08
 Range **7/ 8/05** to **6/25/10** Period **W** Weekly AVE 150.481
 Market **M** Mid/Last LOW 142.491 ON 7/ 6/07

DATE	Price	YIELD	DATE	Price	YIELD	DATE	Price	YIELD
JUN 6/25	155.147	3.614	MAR 3/26	148.608	4.045	DEC12/25	147.048	4.172
6/18	153.770	3.699	3/19	149.160	4.013	12/18	148.359	4.093
6/11	152.829	3.759	3/12	148.579	4.051	12/11	148.606	4.080
6/ 4	154.404	3.667	3/ 5	148.793	4.040	12/ 4	150.053	3.994
MAY 5/28	154.553	3.661	FEB 2/26	149.465	4.001	NOV11/27	151.289	3.921
5/21	153.841	3.705	2/19	148.399	4.070	11/20	149.723	4.019
5/14	152.774	3.772	2/12	148.620	4.058	11/13	148.752	4.080
5/ 7	151.579	3.847	2/ 5	149.635	3.998	11/ 6	148.061	4.125
APR 4/30	149.396	3.984	JAN 1/29	150.288	3.960	OCT10/30	149.809	4.020
4/23	148.184	4.062	1/22	149.272	4.025	10/23	148.993	4.072
4/16	148.141	4.067	1/15	147.781	4.120	10/16	149.294	4.056
4/ 9	148.638	4.038	1/ 8	146.647	4.193	10/ 9	149.243	4.061
4/ 2	149.034	4.016	1/ 1	147.078	4.168	10/ 2	151.583	3.922

GP W Govt **GP**
 US TREASURY N/B T 11 ¼ 02/15/15 142-29 /142-31 (1.59 /58) BGN @16:14
 T 11 ¼ 02/15/15 GOVT Advanced Hide GP - Line Chart Page 1/
 Range 07/08/05 - 06/25/10 Upper Mid Price Mov. Avgs 40 Currency USD
 Period Weekly Lower None Mov. Avg Source BGN Events



2005 2006 2007 2008 2009 2010
 Australia 61 2 9777 8600 Brazil 5511 3048 4500 Europe 44 20 7330 7500 Germany 49 69 9204 1210 Hong Kong 852 2977 6000
 Japan 81 3 3201 8900 Singapore 65 6212 1000 U.S. 1 212 318 2000
 Copyright 2010 Bloomberg Finance L.P.
 SN 896180 G728-334-0 29-Jun-2010 16:23:37

GP W
 US TREASURY N/B T 7 5/8 02/15/25 146-25 /146-27 (3.51 /50) BGN @16:23
 T 7 5/8 02/15/25 GOVT Advanced Hide GP - Line Chart Page 1/
 Range 07/08/05 - 06/25/10 Upper Mid Price Mov. Avgs 40 Currency USD
 Period Weekly Lower None Mov. Avg Source BGN Events

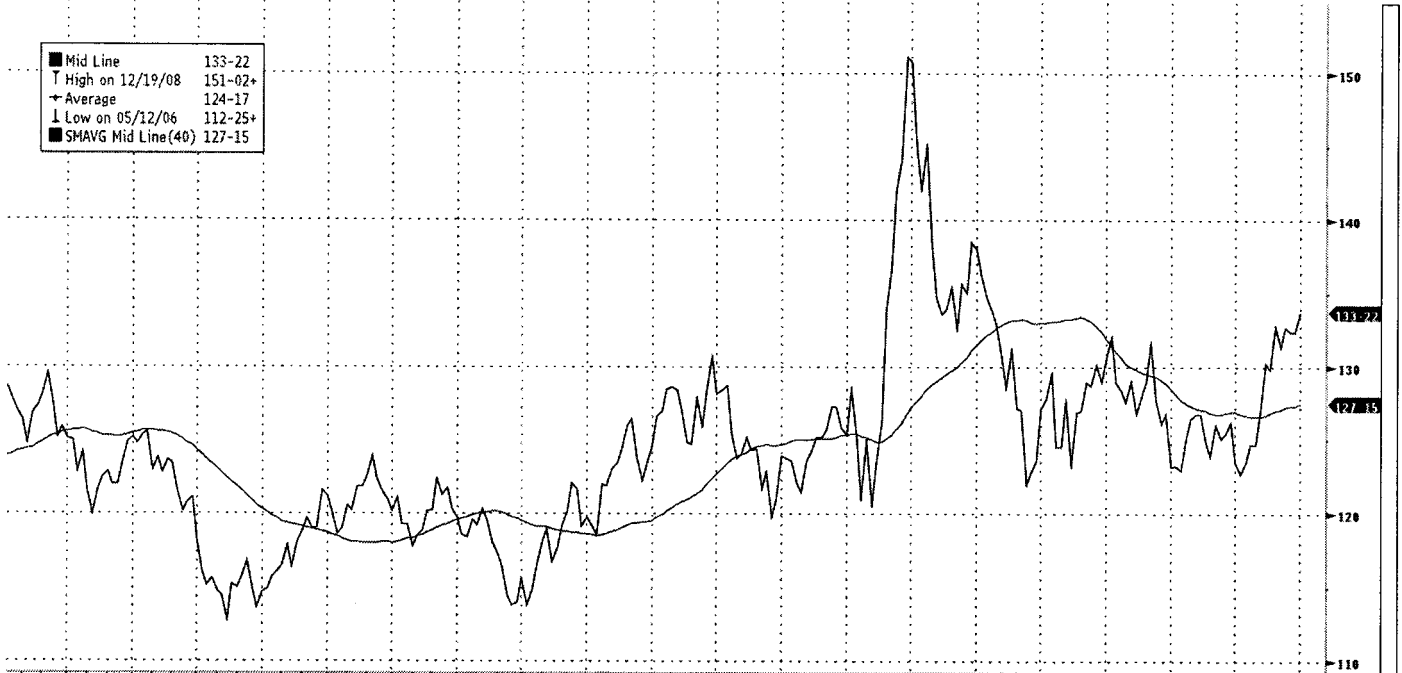
■ Mid Line 144-26+
 † High on 12/26/08 165-31
 + Average 136-30+
 † Low on 05/12/06 125-07
 ■ SMAVG Mid Line(40) 139-04+



2005 2006 2007 2008 2009 2010
 Australia 61 2 9777 8600 Brazil 5511 3048 4500 Europe 44 20 7330 7500 Germany 49 69 9204 1210 Hong Kong 852 2977 6000
 Japan 81 3 3201 8900 Singapore 65 6212 1000 U.S. 1 212 318 2000
 Copyright 2010 Bloomberg Finance L.P.
 SN 896180 G728-334-0 29-Jun-2010 16:24:01

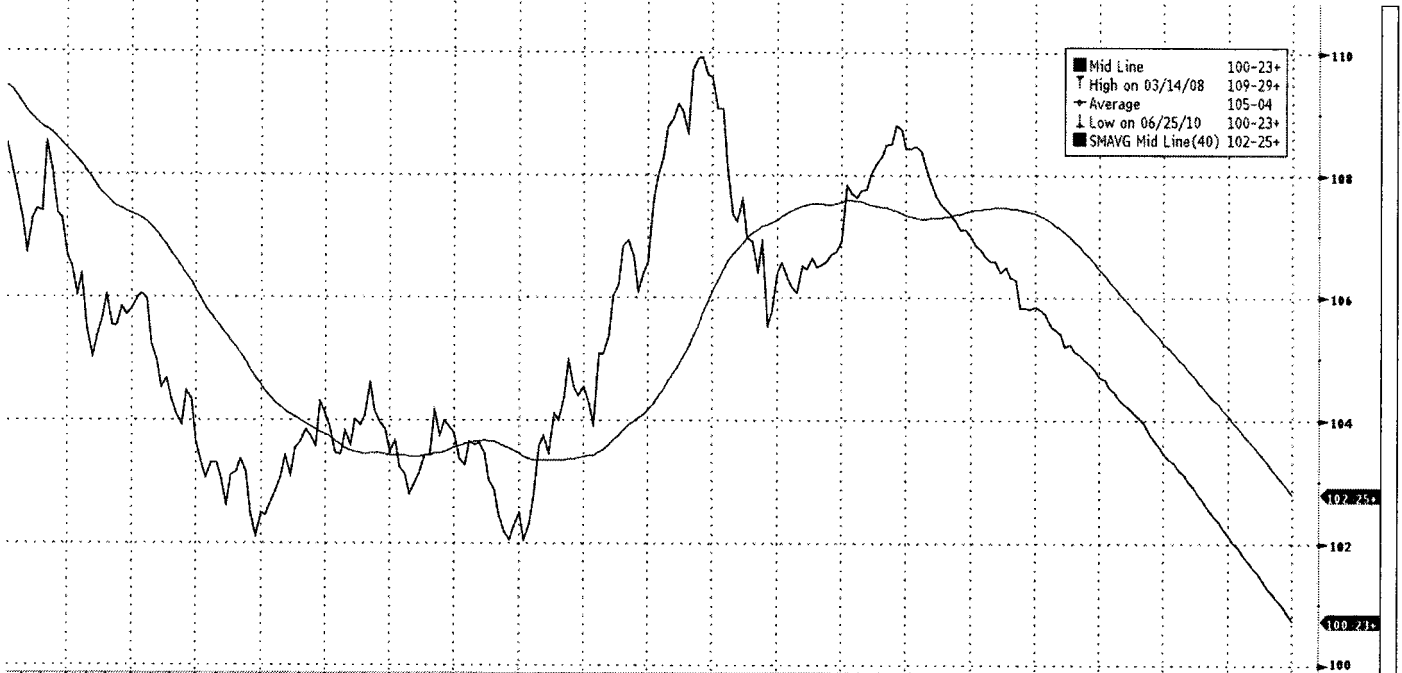
GP W Govt **GP**
 US TREASURY N/B T 6 ½ 11/15/26 135-21+ /135-23+ (3.60 /59) BGN @16:23
 T 6 ½ 11/15/26 GOVT Advanced Hide GP - Line Chart Page 1/
 Range 07/08/05 - 06/25/10 Upper Mid Price Mov. Avgs 40 Currency USD
 Period Weekly Lower None Mov. Avg Source BGN Events

■ Mid Line	133-22
↑ High on 12/19/08	151-02+
→ Average	124-17
↓ Low on 05/12/06	112-25+
■ SMAVG Mid Line(40)	127-15



2005 2006 2007 2008 2009 2010
 Australia 61 2 9777 8600 Brazil 5511 3048 4500 Europe 44 20 7330 7500 Germany 49 69 9204 1210 Hong Kong 852 2977 6000
 Japan 81 3 3201 8900 Singapore 65 6212 1000 U.S. 1 212 318 2000
 Copyright 2010 Bloomberg Finance L.P.
 SN 896180 G728-334-0 29-Jun-2010 16:24:31

GP W Govt **GP**
 US TREASURY N/B T 5 ³/₄ 08/15/10 100-22+ /100-23+ (0.21 /03) BGN @16:12
 T 5 ³/₄ 08/15/10 GOVT Advanced Hide GP - Line Chart Page 1/
 Range 07/08/05 - 06/25/10 Upper Mid Price Mov. Avgs 40 Currency USD
 Period Weekly Lower None Mov. Avg Source BGN Events



2005 2006 2007 2008 2009 2010
 Australia 61 2 9777 8600 Brazil 5511 3048 4500 Europe 44 20 7330 7500 Germany 49 69 9204 1210 Hong Kong 852 2977 6000
 Japan 81 3 3201 8900 Singapore 65 6212 1000 U.S. 1 212 318 2000
 Copyright 2010 Bloomberg Finance L.P.
 SN 896180 G728-334-0 29-Jun-2010 16:24:52

GP W Govt **GP**
 US TREASURY N/B T 5 $\frac{1}{8}$ 05/15/16 116-23 /116-25 (2.09 /08) BGN @16:20
 T 5 $\frac{1}{8}$ 05/15/16 GOVT Advanced Hide GP - Line Chart Page 1/
 Range 05/12/06 - 06/25/10 Upper Mid Price Mov. Avgs 40 Currency USD
 Period Weekly Lower None Mov. Avg Source BGN Events



Australia 61 2 9777 8600 Brazil 5511 3048 4500 Europe 44 20 7330 7500 Germany 49 69 9204 1210 Hong Kong 852 2977 6000
 Japan 81 3 3201 8900 Singapore 65 6212 1000 U.S. 1 212 318 2000
 Copyright 2010 Bloomberg Finance L.P. SN 896180 G728-334-0 29-Jun-2010 16:25:22

GP W
 US TREASURY N/B T 4 08/15/18 110-01 /110-03 (2.62 /61) BGN @16:25
 T 4 08/15/18 GOVT Advanced Hide
 GP - Line Chart Page 1/
 Range 08/08/08 - 06/25/10 Upper Mid Price Mov. Avgs 40 Currency USD
 Period Weekly Lower None Mov. Avg Source BGN Events



Australia 61 2 9777 8600 Brazil 5511 3048 4500 Europe 44 20 7330 7500 Germany 49 69 9204 1210 Hong Kong 852 2977 6000
 Japan 81 3 3201 8900 Singapore 65 6212 1000 U.S. 1 212 318 2000
 Copyright 2010 Bloomberg Finance L.P.
 SN 896180 6728-334-0 29-Jun-2010 16:25:46

GP W Govt **GP**
 US TREASURY N/B T 3 1/8 08/31/13 106-17 /106-19 (1.02 /01) BGN @16:16
 T 3 1/8 08/31/13 GOVT Advanced Hide GP - Line Chart Page 1/
 Range 08/29/08 - 06/25/10 Upper Mid Price Mov. Avgs 40 Currency USD
 Period Weekly Lower None Mov. Avg Source BGN Events



Australia 61 2 9777 8600 Brazil 5511 3048 4500 Europe 44 20 7330 7500 Germany 49 69 9204 1210 Hong Kong 852 2977 6000
 Japan 81 3 3201 8900 Singapore 65 6212 1000 U.S. 1 212 318 2000
 Copyright 2010 Bloomberg Finance L.P.
 SN 896180 G728-334-0 29-Jun-2010 16:26:07